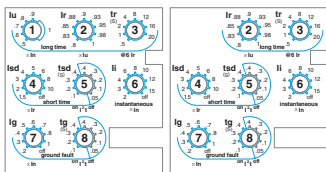


## UTS800/UTS1200 CHARACTERISTIC TRIP CURVES

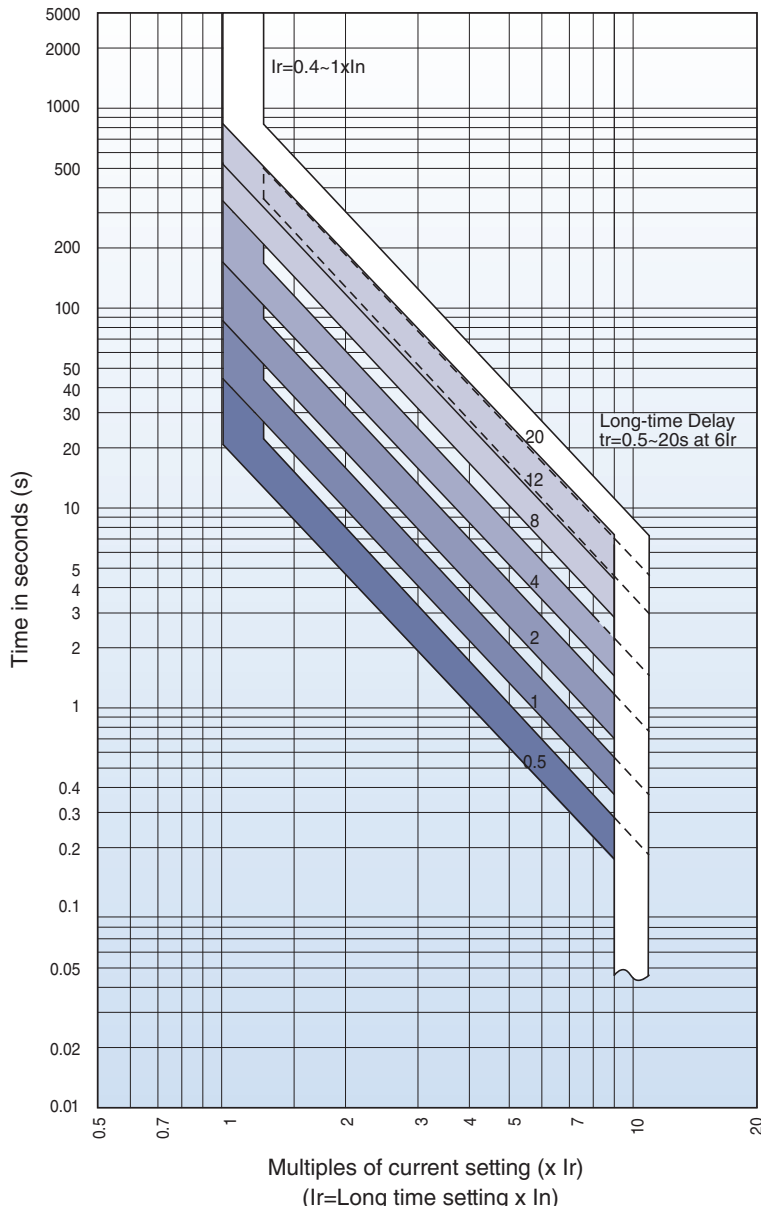
This curve is to be used for application and coordination purposes only.

### LONG-TIME DELAY (400~1200A)

Long-time pickup  $0.4 \sim 1 \times I_r$   
and delay  $0.5 \sim 20s$



①, ②, ③ – Long-time setting



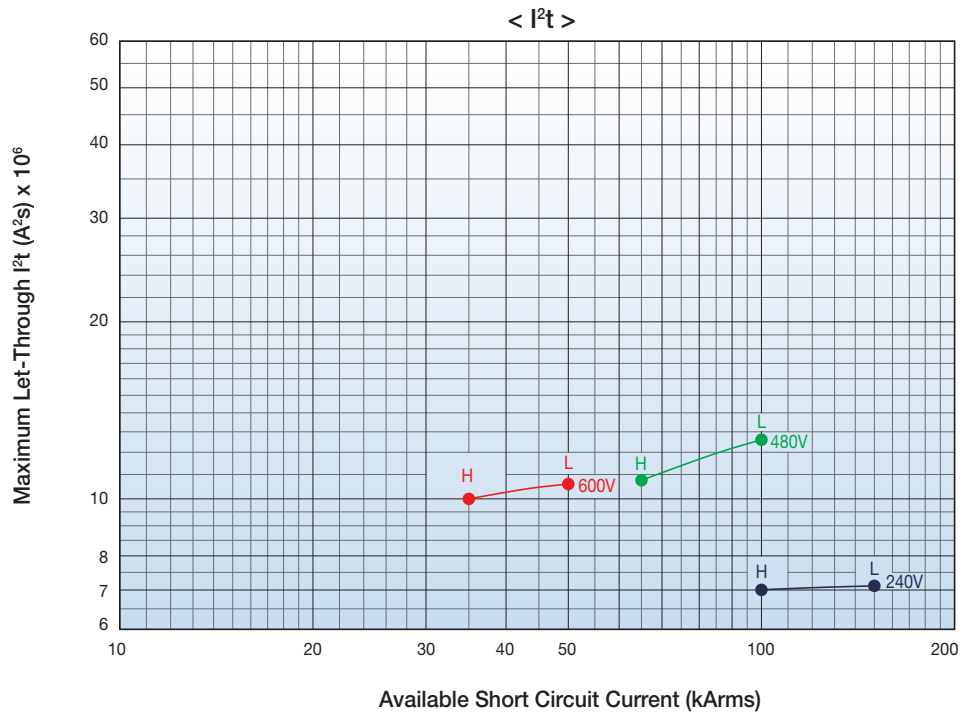
#### Notes :

1. There is a thermal-imaging effect that can act to shorten the long-time delay. The thermal imaging effect comes into play if a current above the long-time delay pickup value exists for a time and then is cleared by the tripping of a downstream device or the circuit breaker itself. A subsequent overload will cause the circuit breaker to trip in a shorter time than normal. The amount of time delay reduction is inverse to the amount of time that has elapsed since the previous overload.
2. Total clearing times shown include the response times of the trip unit, the circuit breaker opening, and the extinction of the current.

## UTS800 CHARACTERISTIC

Based on typical values obtained throughout the circuit breaker development and UL test programs.

### LET-THROUGH ENERGY $I^2t$ (240V, 480V AND 600V)



### PEAK LET-THROUGH CURRENT $I_p$ (240V, 480V AND 600V)

