

Product Group: TD400 Series AC Drives
 Number: AN-TD4-008

Date Issued: 6/14/2022
 Revision: 3

Title: TD400 Series Forward and Reverse Jog

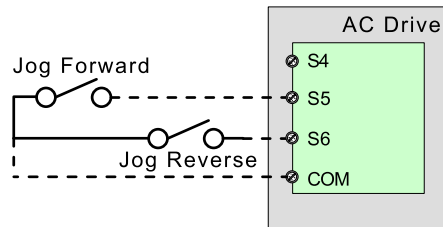
Summary: This application note describes how to wire and set external terminals for Forward and Reverse Jogging.

I: Wiring Momentary Pushbuttons to Multifunction Input Terminals

Wire two momentary pushbuttons as shown:

Terminal S5, when activated, will cause the drive to Jog in the forward direction.

Terminal S6, when activated, will cause the drive to Jog in the reverse direction.



II: Setting Multifunction Input Terminals to Jog

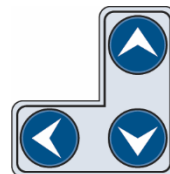
External Terminals S5 and S6 are setup using parameters 03-04 and 03-05.

03-04: Multifunction Input Terminal S5	
03-05: Multifunction Input Terminal S6	
6	Forward Jog Run Command
7	Reverse Jog Run Command

1. Press MODE/PROG.
 Displays shows **00-00**

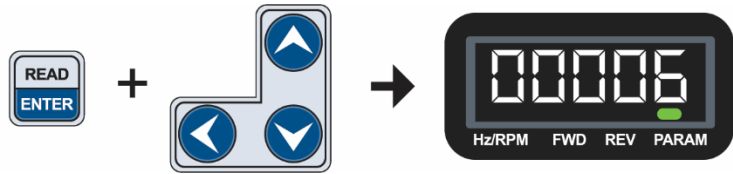


2. Use navigation keys to go to “Multifunction Input Terminal S5” (**03-04**).



Information herein is provided by FactoryMation Technical Support “as is” with no guarantee of any kind. Customer is solely responsible for validating application, operation, maintenance, and code compliance and other information and data relating to the installation, operation, safety and maintenance of all components. FactoryMation does not guarantee that this information is suitable for your application, nor does FactoryMation assume any responsibility for your product design, installation, testing, or operation.

3. Press READ/ENTER and use navigation keys to enter **00006**, for “Forward Jog Run Command”.



4. Press READ/ENTER to save. Displays shows **-END-**



Use the above procedure to set the following parameters:

5. Set Multifunction Input Terminal S6 (**03-05**) to **7**
7: Reverse Jog Command

Input terminal S6 is now set to jog in the reverse direction.

Related Parameters:

To set jog speed:

Set Jog Frequency (**00-18**) to desired speed in Hz

To set jog acceleration time

Set Jog Acceleration Time (**00-19**) to desired time in seconds

To set jog deceleration time

Set Jog Deceleration Time (**00-20**) to desired time in seconds



CAUTION: Jog Command will override the set frequency and direction of the motor even if the motor is running when Jog is activated.

Information herein is provided by FactoryMation Technical Support “as is” with no guarantee of any kind. Customer is solely responsible for validating application, operation, maintenance, and code compliance and other information and data relating to the installation, operation, safety and maintenance of all components. FactoryMation does not guarantee that this information is suitable for your application, nor does FactoryMation assume any responsibility for your product design, installation, testing, or operation.